


## Product Overview



### Base Stations or Nodes

GhostBridges operate in pairs. One is pre-configured as a Base and the other is preconfigured as a Node. They are labeled as such on the back of the unit. It doesn't matter which unit is connected to which side of the network. They operate automatically, and no configuration is necessary.

### Optional Settings

GhostBridges require no configuration. But you can alter the settings if you wish.

Default Base IP Address = 192.168.1.50  
 Default Node IP Address = 192.168.1.51  
 Username/Password = admin/admin


## 1 Choose a PoE Injector

- For AC power use PoE injector A.
- For 24 VDC power use PoE injector B.



## 2 Connect to Ethernet

1. Connect local network to PoE injector "LAN" port.
2. Connect PoE injector "PoE" port to GhostBridge "Main" port.




## 3 Mounting

GhostBridges can be pole mounted with the included cable ties or wall mounted with the optional GMT25 Wall Mount. Install them so that they face one another. Use the LED indicators to check for best signal strength.



## 4 LED Indicators



### Two Ethernet Ports

You can enable PoE pass-through for the GhostBridge's secondary Ethernet port. This will let you connect devices like cameras to your network. The connection will be 24 VDC, non 802-3af.

### Waterproof Your GhostBridges

Note that if your Cat5 cable doesn't fit tightly in the cable door you should cover the gap with silicon tape to keep water out. B&B carries MOCAP silicon tape for this purpose. (Part number IASFST)

### Line of Sight Transmissions

Industrial installations will often include many reflective obstacles. Metal objects like storage tanks are the worst. Moving the GhostBridge even slightly can significantly increase the signal strength. Elevating your GhostBridges will also enhance signal strength.

## Troubleshooting

### Will the GhostBridge communicate through walls and trees?

The 5.8GHz band is best for line-of-sight applications. In some cases the GhostBridges could establish a link, but stability or throughput would be negatively affected.

### Can GhostBridge be configured in a point to multi-point application?

GhostBridge is only a point-to-point Ethernet bridge.

### Is there management software available for the GhostBridge?

The Base and Node units are manageable for network configuration and monitoring, and we provide the default IP addresses to access the web management interface. Since the units are pre-configured as a pair, we do not provide advanced documentation or support for altering the default configuration. Any alterations to the default configuration are subject to the end user's knowledge of wireless Ethernet networking, and may not be supported if issues arise.

### What is the GhostBridge input voltage range?

The GhostBridge will accept non-802.3af PoE voltage of 12-24V. Any voltage higher than 24V will damage the unit.

### What is the PoE cable distance?

The cable run can be up to 300 feet with the 24VDC .5A PoE injector.

### Is the case outdoor rated?

Yes, the case has been tested to IP54 for water and dust. The housing is UV stabilized plastic made for outdoor installation.

## Recommended Accessories

### Wall Mount


<http://www.bb-elec.com/GhostBridge5/ACC>



GMT25

### MOCAP Tape

<http://www.bb-elec.com/GhostBridge5/ACC>



IASFS

## Fast, Easy Answers

- First, check step 3.
- Then use your smart phone to access complete documentation on our web site. Simply scan the code to the right.



<http://www.bb-elec.com/GhostBridge5>



1300 906 911  
[micromaxtechnology.com](http://micromaxtechnology.com)  
[info@micromaxtechnology.com](mailto:info@micromaxtechnology.com)



SUSTAINABLE  
CERTIFICATION  
✓ ISO 9001  
✓ AS/NZS 4801  
✓ ISO 14001



## GhostBridge5 Wireless Ethernet Bridge

### ✓ First Things First...

Before you begin, be sure you have the following:

- GhostBridge Base Station (1)
- GhostBridge Node (1)
- PoE Injector A (2)
- PoE Injector B (2)
- Power Cord A (2)
- Power Cord B (2)
- Cable Ties (4)

